

Aviva Tiromin-Weiß

4065

Premium silicate interior paint in accordance with DIN 18363 without added preservatives for DIY and commercial use

PRODUCT DESCRIPTION

General

White, non-film-forming, odourless interior paint based on potassium water glass with organic stabilisers in accordance with DIN 18363. Environmentally friendly and recommended for construction biology. The product with excellent coverage is formulated without the addition of solvents, plasticisers, fogging-active substances and preservatives.

Special properties and standards



- **ADLER green product**
ADLER green-Label products are objectively tested and certified according to three categories: Environment, Health & Safety, and Durability. Only products that score positively in all these areas are awarded the green sustainability label.
- **EN ISO 7783**
Water vapour diffusion current density V: V₁
Water vapour permeability (sd-value): 0.01m
- **ÖNORM EN 13300**
Wet abrasion resistance: R-class 2
Contrast ratio (covering power): H₁₀-class 1 (for 7 m²/l)
Gloss level: G4 dull matt
Maximum grit size: S1 fine
- **DIN 4102-A2 (Incombustible)**
Confirmed by an external test certificate.
- **Declared in baubook**
Product has been declared and validated
- **French ordinance DEVL1104875A**
Marking of construction coating products for their emission of volatile pollutants: A+

Application area

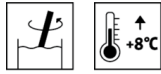


For mineral coatings in the entire residential sector, schools and kindergartens, public buildings, as well as in the field of monument preservation.

Particularly suitable for mineral substrates and stable silicate coatings.

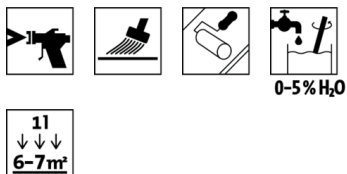
PROCESSING

Processing instructions



- Please stir the product before use.
- A product, object and room temperature of at least + 8 °C is required.
- The optimal conditions for use are between 15 - 25 °C with a relative atmospheric humidity between 40 - 80 %.
- Ensure good ventilation to allow the coating to set.
- To avoid crusts apply the coat at one stroke using the wet-on-wet method.
- For standard roller application, we recommend using an interior paint roller with a pile height of 12 mm. For the best possible surface result on smooth substrates, use the paint roller recommended by the manufacturer.
- Blend the brush-painted areas well and then roll the surface in one direction.
- Signs of touch-up work on the surface depend on several factors and hence, cannot be avoided (BFS data sheet 25).
- Material with the same consistency and batch number as well as the same tools must be used for repairs to the surface.
- The color shade, compatibility and adhesion to the substrate must be checked by creating sample panels.
- When reworking sealants, cracks and discoloration may occur in the coating material. Due to the large number of sealant systems, you should carry out your own tests in individual cases to assess adhesion and processing results.
- Carefully cover and mask areas which are not to be coated. Remove paint splashes immediately with water.
- Any change in the processing sequence, environmental conditions, non-observance of instructions or the use of products not listed may have an unfavourable effect on the result.

Application technique



	Airless	Brushing	Rolling
Spraying nozzle Ø (mm)	0,53 - 0,63	-	-
Spray nozzle (Ø inch)	0,021 - 0,026	-	-
Nozzle angle (°)	50	-	-
Spraying pressure (bar)	150 - 180	-	-
Fine strainer (mm)	200	-	-
Diluent	Water		
Diluent amount added (%)	0 - 5		
Applied quantity per application (ml/m ²)	145 - 170		
Yield per application (m ² /l)	6 - 7		

The shape and surface condition of the workpiece as well as the type of application influence the actual consumption. Accurate values for consumption must be obtained by applying trial coats in advance.

Drying times

(at 23 °C and 50 % rel. humidity)

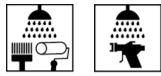


Subsequent coating	approx. 12 hour(s)
--------------------	--------------------

The figures given above are reference values. The drying time depends on the type of substrate, coat thickness, temperature, air exchange and relative atmospheric humidity.

Lower temperatures and/or high level of atmospheric humidity can increase the drying time.

Cleaning the working equipment



With soap-water immediately after use.

To remove dried product residues we recommend using Abbeizer Express (8313).

SUBSTRATE

Type of substrate

Mineral substrates (plaster, concrete), plasterboard, stable silicate paint coats.

Substrate property

The substrate must be dry, clean, capable of holding the paint, free from separating substances such as grease, wax, silicone, etc. and free from dust, as well as tested for suitability for coating.

Remove old coatings that cannot be recoated.

Please observe the additional documents:

- ÖNORM B 2230-2
- ÖNORM B 3430-1
- DIN 18363
- Current BFS information sheets

Substrate preparation

Touch up small cracks, holes or unevenness using a suitable filler.

Thoroughly remove greasy or oily impurities using Entfetter (7233).

No pre-treatment is necessary for clean, slightly absorbent, dry and recoatable substrates.

Treat mold infestation indoor with Aviva Schimmelex chlorfrei (8312) or Aviva Fungisan (8308).

Plasters of mortar groups P I, P II and P III

Allow new plaster application to remain untreated for 3 to 4 weeks. Re-plastered patches must be set well and dried up. If necessary, treat with fluosilicate. On coarsely porous, slightly sanding or absorbent surfaces, prime with Aviva Silikat Grundierung (4079) diluted 1:1 with water. In the case of highly absorbent and sanding plaster substrates, apply two coats of Aviva Silikat Grundierung (4079) diluted 1:1 with water, wet on wet.

Gypsum and ready made plasters in mortar groups P IV and P V:

Grind off any sintered coat remaining. On coarsely porous, slightly sanding or absorbent surfaces, prime with Aviva Silikat Grundierung (4079) diluted 1:1 with water.

Gypsum plaster boards (GKP):

Sand off filler burrs and remove the dust thoroughly. Base coat with Aviva Tiefengrund WV (4074) diluted 1:1 with water. For panels with water-soluble, discoloring ingredients, an additional primer coat with e.g. Aviva Isolier-Weiß (4070) is required. Please observe BFS data sheet no. 12.

Concrete surfaces:

Clean concrete surfaces with dirt deposits, separating agents or powder layers mechanically or with the help of pressurised water jets (in compliance with statutory regulations). On coarsely porous, slightly sanding or absorbent surfaces, prime with Aviva Silikat Grundierung (4079) diluted 1:1 with water.

Stable mineral coatings

On coarsely porous, slightly sanding or absorbent surfaces, prime with Aviva Silikat Grundierung (4079) diluted 1:1 with water.

Clay plasters:

Clean the substrate. Base coating with Aviva Silikat Grundierung (4079) diluted 1:1 with water. Carry out a test coat under any circumstances and check for possible brown discolorations.

Glue-bound distempers:

Wash off thoroughly and apply a primer coat using Aviva Tiefengrund WV (4074).

Avoid a glossy drying of Aviva Tiefengrund WV (4074).

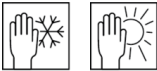

COATING SYSTEM

Primer coat	See substrate preparation
Intermediate coat	1 x Aviva Tiromin-Weiß (4065) undiluted or diluted to a maximum of 5 vol.% water.
Finishing coat	1 x Aviva Tiromin-Weiß (4065) undiluted or diluted to a maximum of 5 vol.% water.

ORDERING INFORMATION

Size of trading unit	1 l, 3 l, 9 l, 15 l
Colour shades / Glosslevels	<p>Standard colour(s): (4065050068)</p> <p>In order to ensure uniformity of the colour shade, use only material with the same batch number on a given surface.</p>
Supplementary products	<p>Abbeizer Express (8313) Aviva Fungisan (8308) Aviva Schimmelex chlorfrei (8312) Aviva Silikat Grundierung (4079) Aviva Tiefengrund WV (4074) Entfetter (7233)</p> <p>Please refer to the corresponding technical data sheets of the products.</p>

FURTHER DETAILS

<p>Durability / storage</p> 	<p>Min. 2 year(s) in the original sealed containers.</p> <p>Make sure the product is protected against moisture, direct sunlight, frost and high temperatures (above 30 °C).</p> <p>Close opened containers well and use up the content as soon as possible.</p>
Technical specifications	VOC content: EU limit for Aviva Tiromin-Weiß (Cat A/a):30 g/l. Aviva Tiromin-Weiß contains < 1 g/l VOC.
Giscode	BSW40
Declaration of ingredients according to VdL-RL 01	acrylic dispersions / Kaliumwasserglas / inorganic white and coloured pigments / water / surface additive / wetting agent
<p>Safety information</p> 	<p>The usual protective measures must also be observed when processing low-pollutant products.</p> <p>The inhalation of paint aerosols during spray application must generally be avoided. This is ensured by the proper use of a respirator (combination filter A2/P2).</p>

Wear safety goggles if there is a risk of splashing. If the product comes into contact with your eyes, rinse immediately with water.

Avoid contact with skin and eyes.

Aviva Tiromin-Weiß is highly alkaline.

Ensure good ventilation during application and drying.

During work, do not eat, drink or smoke.

Do not allow to enter drains, water courses or soil.

Only dispose of empty containers for recycling, liquid material residues can be disposed of as water-based paint waste, dried material residues as hardened paint or as household waste.

Further information on the subject of safety during transport, storage and handling as well as disposal can be found in the relevant safety data sheet. The current version can be accessed on the Internet at **www.adler-lacke.com**.
