

Lignovit Deco FS

5316

Water-based, thin-film wood varnish for industrial and commercial use

PRODUCT DESCRIPTION

General

Water-based, breathable wood stain based on a high-quality acrylate dispersion, especially for industrial and commercial use. The product is characterised by its high block resistance and good weather resistance and serves as initial protection against staining and for better cleaning. Very uniform colouring even with large elements. Even degradation, does not flake off during weathering.

Special properties and standards

- The coating is protected against algae and fungal decay by a biocidal active substance.

Active substance:

2.4 g/kg (0.24 %) 3-Iod-2-propinylbutylcarbamate

Application area

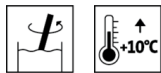


For non-dimensionally stable and limited dimensionally stable timber components for exterior use, such as e.g. wooden houses, timber cladding, canopies, profile boards, window shutters, balconies, gates.

We recommend Pullex Bodenöl (4402) for terrace floors and landing stages.

PROCESSING

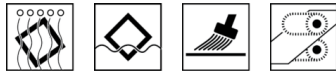
Processing instructions



- Please stir the product before use.
- The temperature of the product and object, and the room temperature must be at least +10 C.
- The optimal conditions for use are between 15 - 25 °C with a relative atmospheric humidity between 40 - 80 %.
- Do not process it under conditions of intense sunlight, rain, extremely high humidity, strong wind or pending frost.
- Early exposure to water from rain or dew must be prevented!
- For new timber components we recommend an all-over coating.
- Resin flow cannot be avoided by the coating.
- Water-soluble wood extracts can be leached particularly by driving rain. This can be minimized by an all-over coating and additional sealing of the end grains.
- Residual plaster (high level of alkalinity) or ferrous dust (rust formation) may lead to black discoloration on larch wood and other types of wood rich in extracts.
- The color shade, compatibility and adhesion to the substrate must be checked by creating sample panels.
- Smooth, planed wooden surfaces are less absorbent and should be given a third coat if necessary.

- Any change in the processing sequence, environmental conditions, non-observance of instructions or the use of products not listed may have an unfavourable effect on the result. Deviations lead to film and adhesion problems as well as to impairments with regard to weathering and color stability.
- Please follow our **ARL 500 - Working guideline for coating non-dimensionally stable and limited dimensionally stable construction elements – General part.**

Application technique



	Flow coating	Immersion	Brushing	Coating machine
Applied quantity per application (ml/m ²)	70 - 100		50 - 70	30 - 50

The product is ready to use.

Increased consumption can be expected on rough sawn substrates.

The shape and surface condition of the workpiece as well as the type of application influence the actual consumption. Accurate values for consumption must be obtained by applying trial coats in advance.

Drying times

(at 23 °C and 50 % rel. humidity)



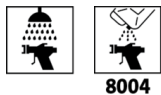
Dust-dry (ISO 1517)	approx. 30 minutes
Sandable and recoatable	approx. 3 - 4 hour(s)
Dried through	approx. 12 hour(s)

The figures given above are reference values. The drying time depends on the type of substrate, coat thickness, temperature, air exchange and relative atmospheric humidity.

Lower temperatures and/or high level of atmospheric humidity can increase the drying time.

Avoid direct sunlight!

Cleaning the working equipment



With water immediately after use.

To remove dried paint residues we recommend using Aqua-Cleaner (8004) (diluted 1:1 with water).

SUBSTRATE

Type of substrate

Softwoods

Substrate property

The substrate must be dry, clean, capable of holding the paint, free from separating substances such as grease, wax, silicone, resin etc. and free from wood dust, as well as tested for suitability for coating.

A prerequisite for ensuring long durability of the coating is to observe the basic principles of constructional wood preservation.

Wood moisture

15 % ± 2 %

Substrate preparation

For optimal durability we recommend to sand smooth wooden surfaces with grain size 80 – 120 in the direction of the fibre, clean thoroughly and remove wood extractives such as, for example, resins and resin pockets. Round off any sharp edges.

Clean resinous timbers containing drying retardant components with Nitro-Verdünner 8017 (8017).

Treat algae, green deposits or mould in outdoor areas with Aviva Fungisan (8308).

COATING SYSTEM

General	The following coating systems are exemplary.
Impregnation	<p>If necessary outdoors, apply 1 coat of Lignovit Primo (5358) (applies to timbers of durability class 3-5 according to EN 350) to protect against blue stain, fungal decay and insect infestation.</p> <p>Intermediate drying time: approx. 4 hours</p> <p>Use wood preservatives safely. Always read the label and observe the respective technical data sheets of the products before use.</p> <p>Please follow our ARL 056 - Working guideline for the use of wood preservatives.</p>
Primer coat	<p>1 x Lignovit Deco FS (5316)</p> <p>Intermediate drying: approx. 4 hour(s)</p>
Finishing coat	<p>1 x Lignovit Deco FS (5316)</p> <p>Alternatively:</p> <p>1 x Pullex Aqua 3in1-Lasur (5364)</p> <p>or</p> <p>1 x Pullex Plus-Lasur (4415)</p> <p>Attention: If only one primer coat is applied at the factory, a final coat must be applied to the object after 3 months at the latest!</p>

MAINTENANCE

Maintenance	Please follow our ARL 504 - Working guideline for coating non-dimensionally stable and limited dimensionally stable construction elements - Maintenance and Repair.
--------------------	--

ORDERING INFORMATION

Size of trading unit	20 l
Colour shades / Glosslevels	<p>Standard colour(s): Teck, wie 51103 (5316050036) Rovere, wie 51104 (5316050033) Pino, wie 51105 (5316050035) Noce, wie 51106 (5316050040) Bianco, wie 51107 (5316104859) Larice, wie 51108 (5316050034) Palissandro, wie 51109 (5316050041)</p> <p>With the colour shade white (Lignovit Deco FS Bianco, wie 51107 (5316104859)), yellow discolouration may occur in the case of a single application, which is why a second application is recommended.</p> <p>Other colour shades can be obtained using the ADLER colour mixing system ADLERMix.</p> <p>Base paint(s): Lignovit Deco FS Basis W30 (5316000030)</p> <p>The final colour is basically obtained from the inherent colour of the wood, the applied quantity, the colour of the impregnation and the colour of the finishing coat.</p> <p>It is recommended to prepare a trial colour sample on the original substrate using the coating system selected in order to assess the final colour shade.</p> <p>In order to ensure uniformity of the colour shade, use only material with the same batch number on a given surface.</p>



Apply exclusively pigmented colour shades to ensure a good weather resistance.

When brightening the standard colour shades with Lignovit Deco FS colourless (5316), shorter renovation intervals must be expected (reduced UV protection).

Medium colour shades have the best weathering resistance; colours that are too light or too dark should be avoided if exposed to extreme weathering.

Please observe our **ARL 800- Working guideline for working (including care and maintenance) with ADLER Mix, PUR Mix and Color4You dosing machines.**

Supplementary products

Aqua-Cleaner (8004)
 Aviva Fungisan (8308)
 Lignovit Primo (5358)
 Nitro-Verdüner 8017 (8017)
 Pullex Aqua 3in1-Lasur (5364)
 Pullex Bodenöl (4402)
 Pullex Plus-Lasur (4415)

Please refer to the corresponding technical data sheets of the products.

FURTHER DETAILS

Durability / storage



Min. 1 year(s) in the original sealed containers.

Make sure the product is protected against moisture, direct sunlight, frost and high temperatures (above 30 °C).

Close opened containers well and use up the content as soon as possible.

Technical specifications

VOC content of the ready-to-use mixture: EU limit for Lignovit Deco FS (Cat A/e):130 g/l.
 Lignovit Deco FS contains maximum 50 g/IVOC.

Giscode

BSW50

Safety information



The product is only suitable for the industrial and professional use.

When sanding, use at least a P2 dust filter as personal safety equipment to protect against abrasive and wood dust.

Further information on the subject of safety during transport, storage and handling as well as disposal can be found in the relevant safety data sheet. The current version can be accessed on the Internet at www.adler-lacke.com.

Ensure good ventilation during application and drying.